




Looking at the garden I saw the raised bed outlines. This design was repeated several times in the month using different values and colors.

The other dates are 6-3-14 and 6-22-14.

6-2-14
Sun clear grats
Goldfinch saxon
windy ledge
Blooms -
Echinacea - orange
+ purple
Browneyed Sasies
Stellaria hilies'
Larkspur
Greens of Summer
medium blue
Colors of flowers
make interest.
Then start to see
contrast - shadows
- highlights Sun



Can you tell flowers are favorite subjects for this study?

They lend themselves to dimensional techniques.

Journal entry for June 4, 2014 describes the trip to Green Mountain Hooked Rug School in Vermont.

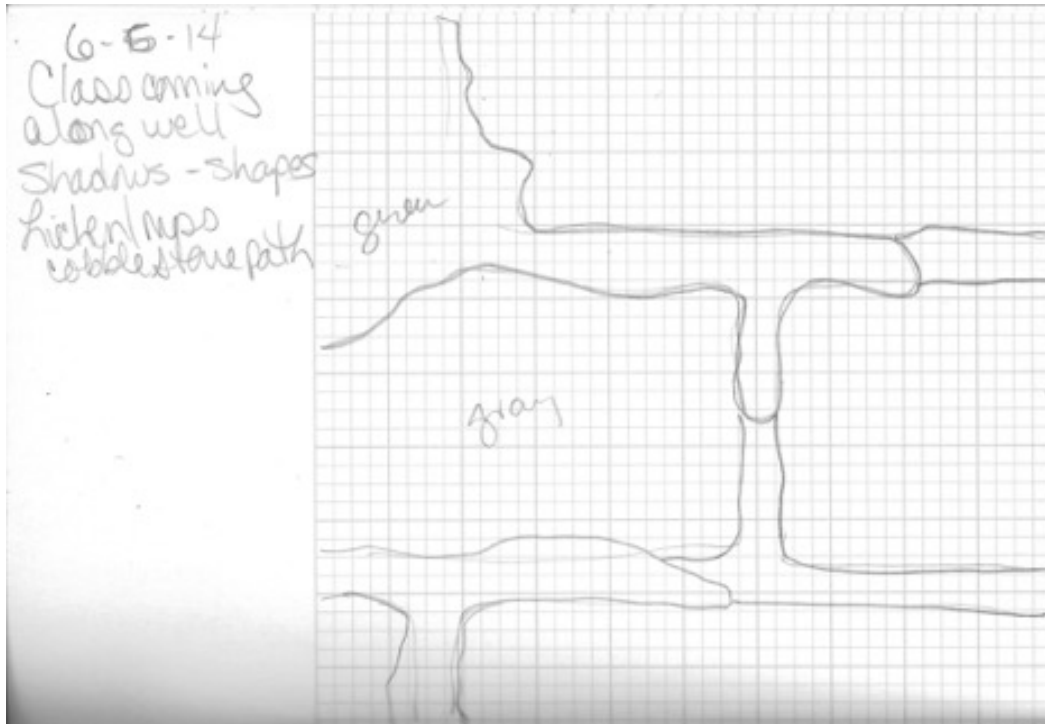
The design has roads merging on one point.... all of us coming together sharing our interest in fiber and rughooking.

Repeated in different colors and values for June 28, 2014 and extra square in June.

Journal entry for June 4, 2014 describes the trip to Green Mountain Hooked Rug School in Vermont.

The design has roads merging on one point.... all of us coming together sharing our interest in fiber and rughooking.

Repeated in different colors and values for June 28, 2014 and extra square in June.



Looking down at the walkway these shapes were sketched.

Another chance to create a series: Color and Mood

How would you depict the feeling you have when looking at a color family?

6-6 **Yellow** reminds me of the sun (round) and is a happy feeling.

6-7 **Oranges** are round. This time the shape fills the square and the viewer needs to complete the circle in their mind.

6-8 **Red** hot flames.

6-9 **Purple** again a storm but this time as driving rain.

6-10 Peaceful **Blue** gently rising,

6-11 **Green** trees, fields or mountains all can be vertical subjects. The personal style of hooking rows shows up in the green and blue squares.




This design was simplified into clouds rather than more greenery.

Journal entry mentions traveling to Michigan for the Manistee Rug Camp.

The overnight stop was at Sauder Village.

Wider strips (selvages) hooked in rows surround the rolled flowers.

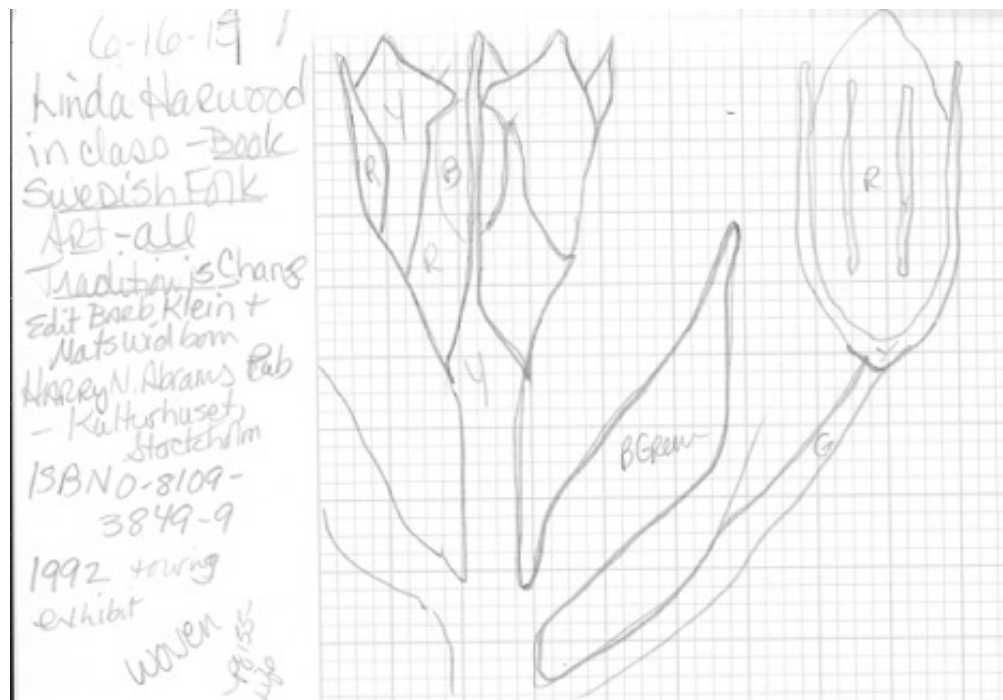
The design for June 14, 2014 is a line depicting a long trip.



This shape was drawn from a book featuring Swedish folk art which Linda Harwood shared with me.

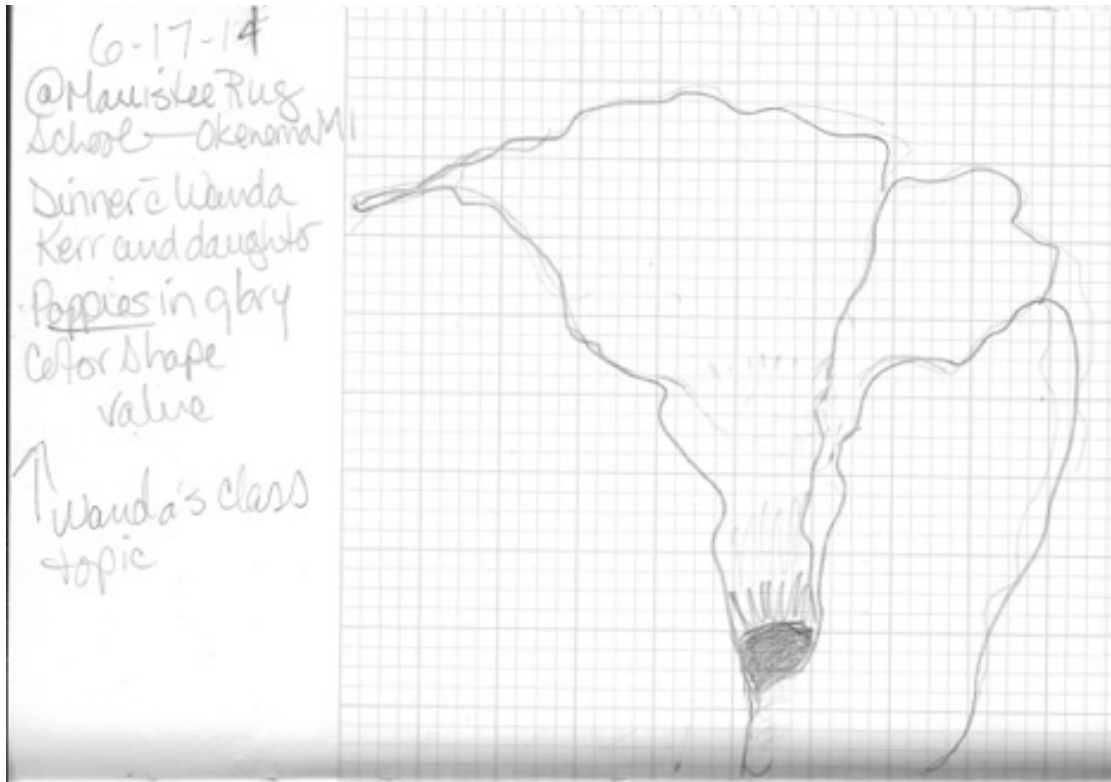
June 2014 Journal Year Study (c) Susan L Feller 2015

See 6-16 for title of book.



The book title is "Swedish Folk Art- all tradition is change"

In my study of ethnic folk art the Swedish shapes interested me.



If you know Wanda Kerr what flower would you use to depict her?

That is right, a poppy.

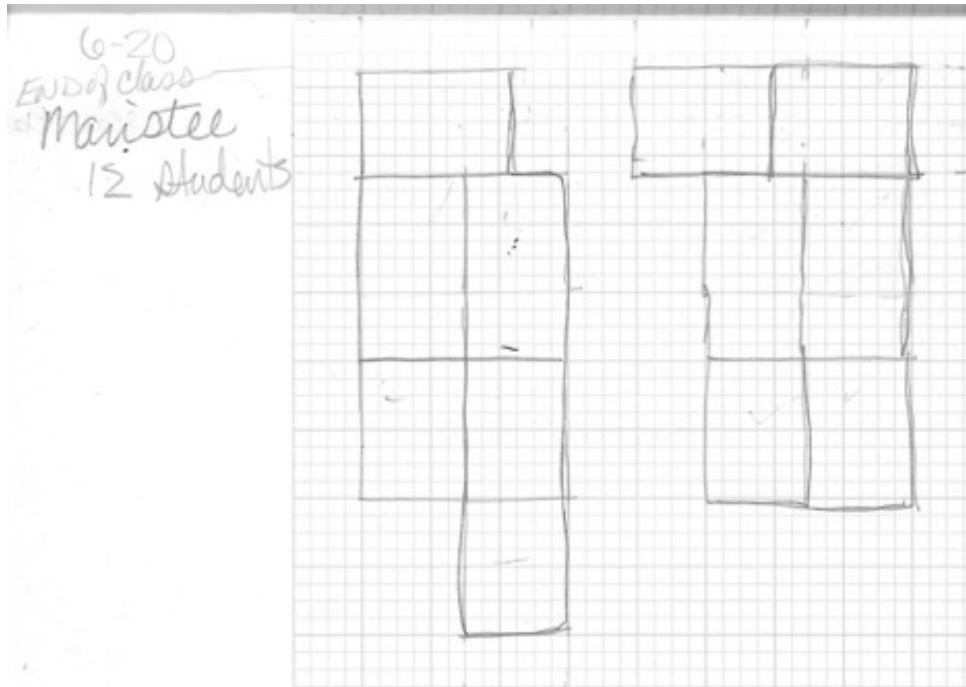
I tried to select four different cottons to applique' the design. My supply was limited so I painted and defined with hooking.

June 18, 2014 dinner was with Donna Hrkman.

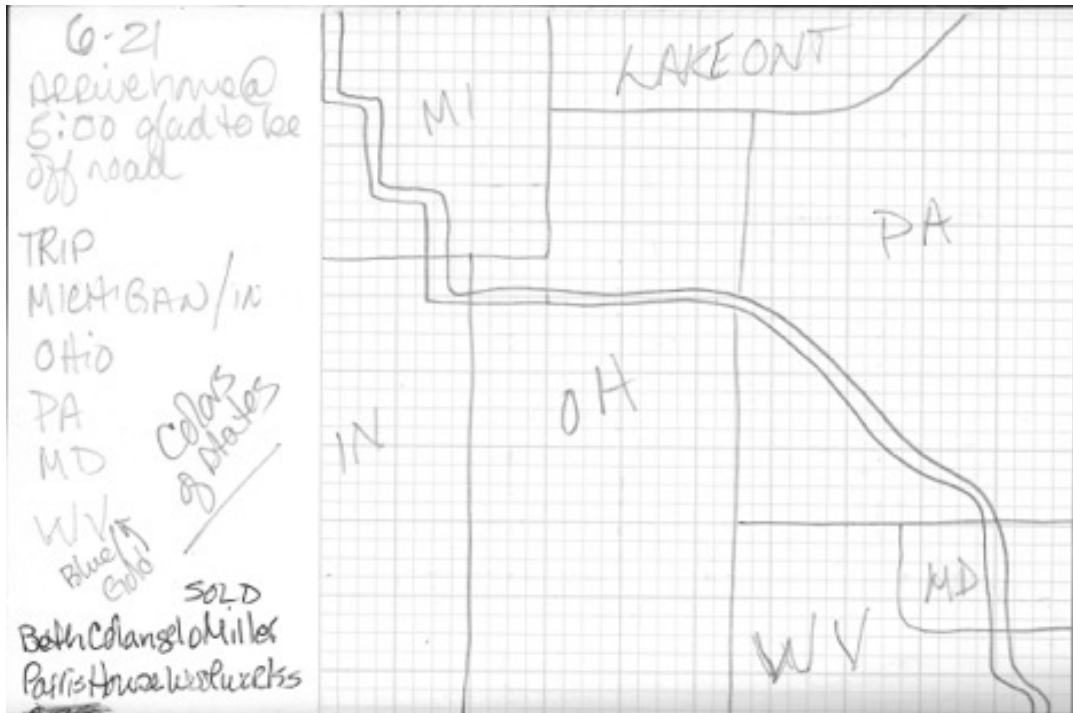
She is exploring Steam Punk in her work. The design I created is simple with an iron wheel.

Dinner with Pam Smeltze who shared a simple way using a metal ruler to close a purse.

This design will have a zipper inserted and become a small purse.



The shapes are the tables for each student in Manistee Rug Camp.

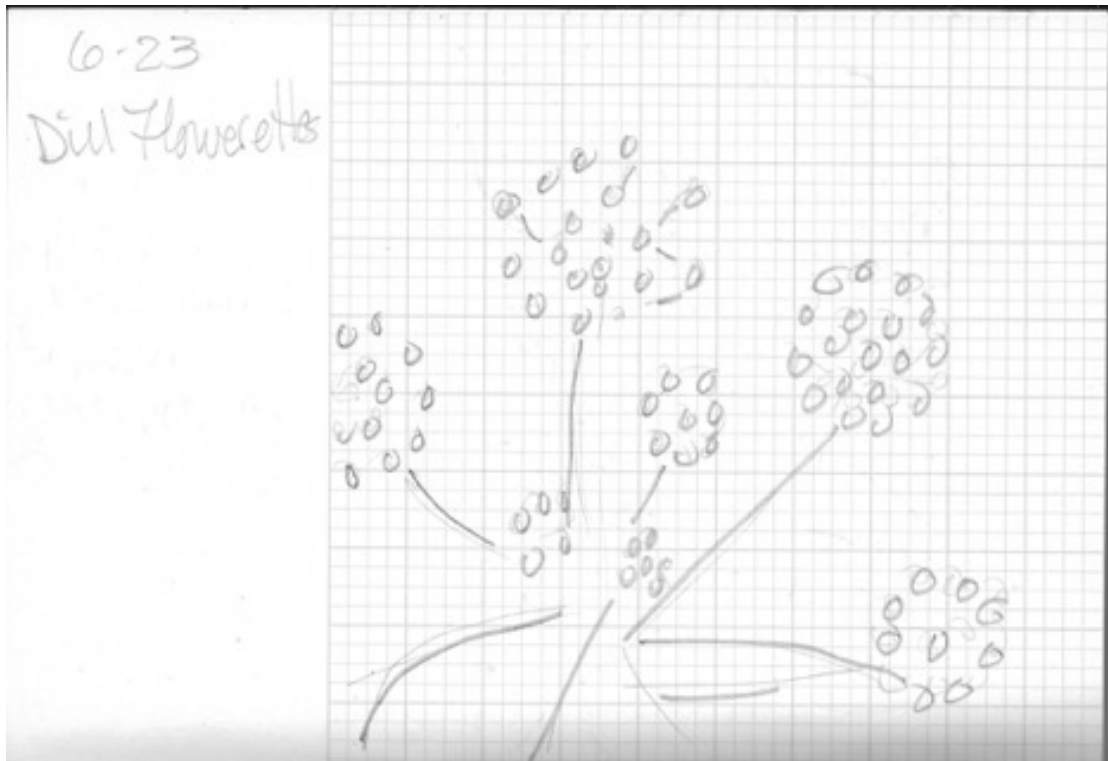


A map of my trip.



Great sketch but I did not end up completing it.

The square revisits another square.

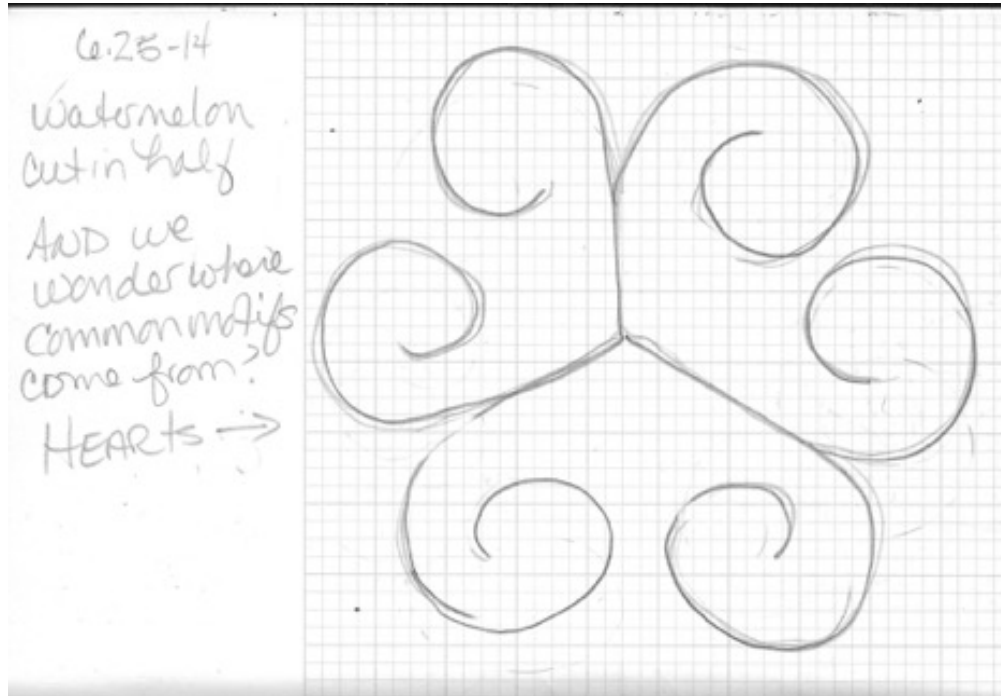


Using embroidery stitches for a simple line drawing easily interprets the sketch.

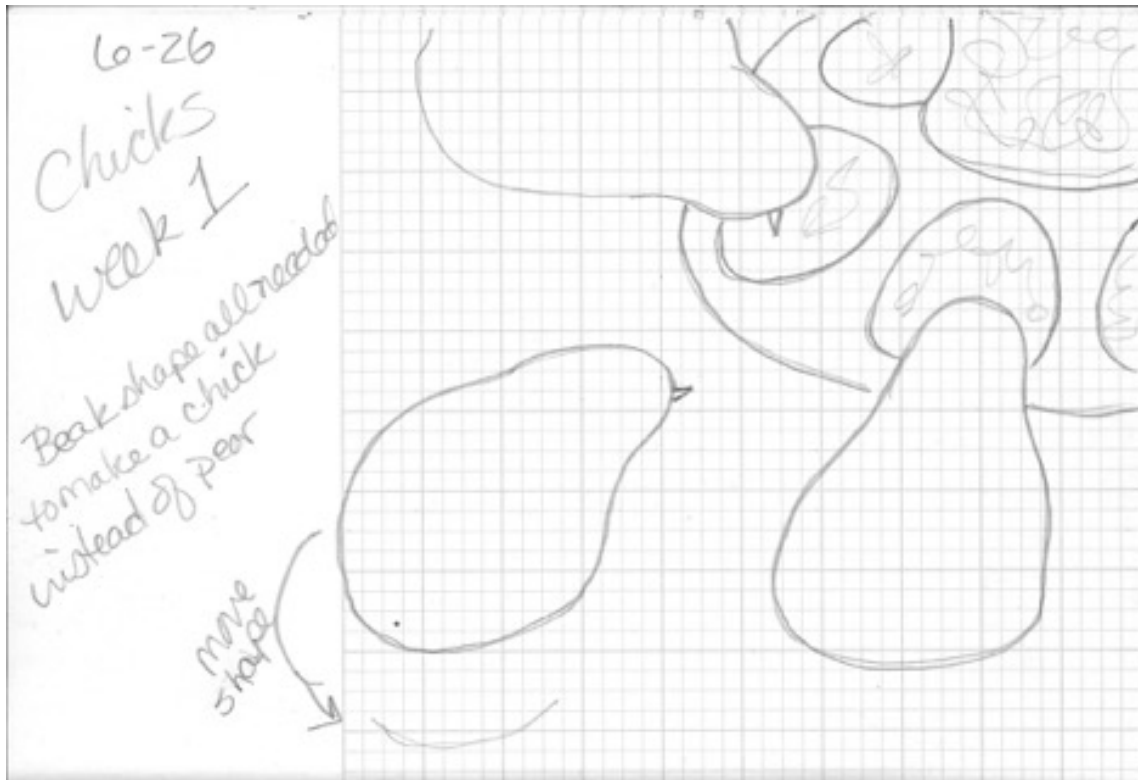
This will become a journal cover or sewing kit, not sure which as of now.



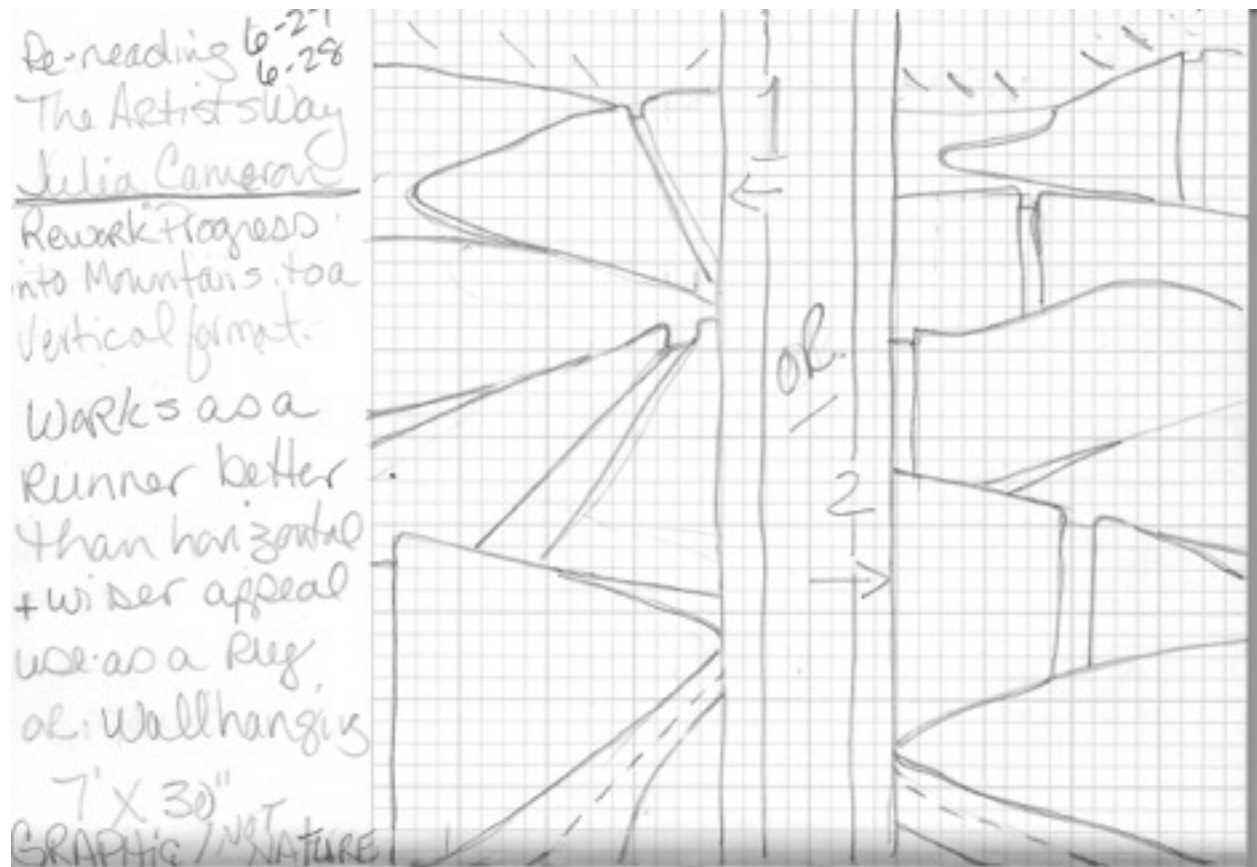
One of my favorite sketches. Working the fabric into the drawn shapes was a creative session.



Have you looked at a cross section of a small watermelon? The sketch is the defined segments. I saw three hearts meeting in the center.



This is a simpler version of the design to fit the size.

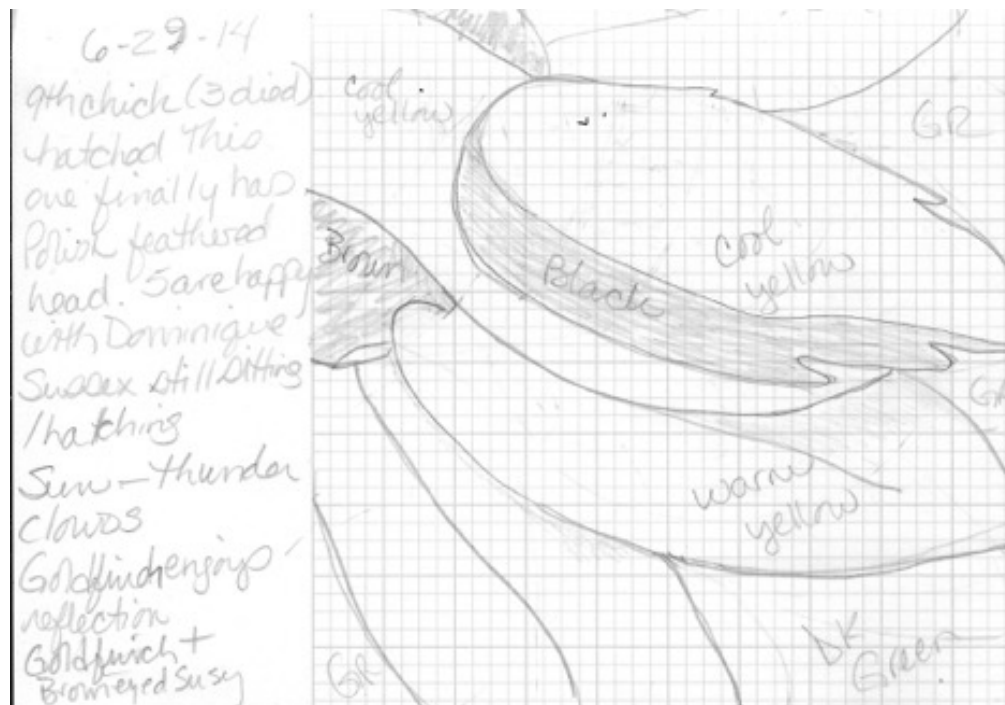


6-27 and 6-28 vertical versions of the Progress in the Mountains concept. Several horizontal pieces have been developed.

By changing the format to skinny and long the story traveling on the highway into the mountains of West Virginia seemed more natural.


6-27 the lines are dynamic with action points on the diagonal along with the hill lines. Power line paths are also angled. This is how the final piece evolved.

6-28 By drawing the power lines in rigid vertical paths the design becomes graphic, less natural or inviting. This message is what I am aiming for in the statement about human's impact on the environment.



Flowers again, in a close up composition. Georgia O'Keefe's work inspires me.

The challenge with macro work is to define the different shapes well enough for the viewer to recognize the subject and (in their mind's eye) see the full subject.



The gentle curving line coming from the center of each circle and evolving into another organic shape reminds me of continuity of life.